

"Conversations..."

A meeting of the Stakeholders of the Region 4-South Adult Mental Health Consortium

Tuesday, January 14, 2014 ~ 9:00 a.m. – Noon

Hoffman Community Center, 127 Main Ave, Hoffman, MN 56339

Please RSVP to front@co.grant.mn.us or -218-685-8206 by NOON on Friday, January 10, 2014.

Meeting Packet materials are posted for your review at

www.r4sconversations.org website on the Monday prior to the meeting

AGENDA

- | | |
|--|---|
| Welcome & Introductions | 9:00 – 9:20 |
| 1. Approval of Agenda *Additions, *Clarifications, *Changes | 9:20—9:25 |
| 2. Approval of summary of December 10, 2013 "Conversations..." | 9:25—9:30 |
| 3. Meeting Packet Information – AMHC Administrator | 9:30—9:35 |
| 4. Financial Report— | 9:35—9:40 |
| A. Budget Summary | |
| B. Requests (ACTION NEEDED) AMHC Administrator | |
| C. Recommendations | |
| 5. AMHC Administrator Report: | 9:40—9:45 |
| ~Including: 2014 "Release of Information" forms | |
| 6. State Advisory Council | 9:45—9:50 |
| 7. State Liaison Report - | 9:50—9:55 |
| 8. Region 4-S AMHC Governing Board Report – Joanie Murphy | 9:55-10:00 |
| 9. Work Groups 2014 | 10:00—10:20 |
| A. Organization of Work Groups | |
| B. Focus of Each Work Group | |
| C. Work Group Selection Process | |
| * Housing | * Employment/Transportation |
| * Education/Training | * Community Services |
| * Project Evaluation & Measurement | |
| | Break 10:20—10:35 |
| 10. Work Groups Meet | 10:35—11:45 |
| A. Work Group Guideline | |
| B. Election of 2 co-chairs, note-taker | |
| B. Determine work plan/timeline, need for sub-groups | |
| 11. Updates —Community-Based Adult Mental Health Services | 11:45—11:55 |
| A. Consumer Directed Projects: <i>Douglas, Pope, Stevens, Traverse</i> | B. Employment – <i>Douglas Co. Social Services, Prairie Community Service</i> |
| C. Housing – include <i>Bridges-like and Shelter Plus Care</i> | D. Crisis Response |
| E. Aftercare Services: (1) Intensive ARMHS (2) Aftercare Nurse | F. Milestones IRTS (Intensive Residential Treatment Services) |
| G. ICRS Team: | H. Community Behavioral Health Hospitals |
| I. Safety Net – including Flexible Funds | J. Warm Line |
| K. Training and Education & Websites: "Day At Home," www.r4sconversations.org AND www.reallifeconversations.com | |
| L. Pre-Petition Screening | M. "Baby Think It Over" - Douglas Co. |
| 12. Announcements | 11:55— |
| 13. NEXT Agenda -March 11, 2014 | —12:00 |

ADJOURN

NOON

PLEASE NOTE: Cancellations for "Conversations..." meetings will be listed on the following: KKFM(100.7 FM), KXRA(1490 AM), KMRS (1230 AM), KKOK (95.7 FM), www.r4sconversations.org and at 218-685-8229 . Note: A "Conversations..." weather-related cancellation is based on if the West Central Area School district is either 2 hours late or is closed.

Workgroup Ideas:

1. Housing

- Updating Housing Lists
- Connecting with community landlords/awareness about renting
- Searching and applying for more grants
- Board and Lodge
- Data base, posting of available lists, landlord names etc.
- Developing a way for a transition period so individuals can discharge and do a trail with support so not just put out on their own without the skills.

2. Employment/Transportation

- Connecting with employers in community and providing education around hiring consumers
- Unique jobs were ppl could work just a few hours not set structured PT or FT hours
- Reviewing transportation barriers for employment, appointments etc. could we develop a regional services to address the transportation need.
- Expanding Care Car program to more counties
- Cards for RR
- More education to the group and community about what employment programs R4S is currently funding.

3. Education/Training

- Day at Home
- Scheduling training topics at each Conversations
- Suicide education
- Connecting with committee and providing education outside of conversations to community.
- Reviewing Resource Lists

4. Community Services

- Crisis Team, more available crisis beds
- ICRS Team transitioning to ACT Services
- CBHH, stronger discharge plans
- Milestones
- Aftercare (how are we using this could this be utilize better or in place of some other services)
- Psychiatric Care, could the counties and other programs come together to create a contract that would allow a slot of psychiatric hours blocked off per week etc. to ensure the care for emergency appointments.
- Or regional contract with psychiatric services to ensure quicker crisis access.
- Consumer Directed Projects

5. Project Evaluation and Measurement Group:

- 2014 Application Process and Review, Application process on what we want them to look like. How are we going to measure and evaluate what programs are effective and cost efficient etc
- Discuss DHS push on Standard s how are services going to be measurable and ensuring they are addressing the cultural needs. Will need to produce data, figures etc.
- Ongoing evaluation of Region 4 South Services, all that receive funding. Develop some criteria for organizations to follow or perform to help receive measurements.

For The Month Ending	December 31, 2013	100%	Cash Account balance					-29,419.55
REGION 4 SOUTH ADULT MENTAL HEALTH CONSORTIUM								
ADULT MH INITIATIVE - GENERAL	2013 Budget	Balance Changes	Revised 2013 Budget	Standard Totals	YTD Expense (2/1/13 - 2/28/13)	Unpaid Balances	Per Cent of Budget	
1. Training Committee, including day on hill	\$ 7,830.00	\$ (500.00)	\$ 7,330.00	\$ 7,330.00	\$ 5,024.90	\$ 2,305.10	68.55%	
2. Web site - www.r4sconversations.org	\$ 1,080.00		\$ 1,080.00	\$ 1,080.00	\$ 1,039.88	\$ 40.12	96.29%	
3. Public Relations, incl realifeconversations.com	\$ 900.00		\$ 900.00	\$ 900.00	\$ 270.83	\$ 629.17	30.09%	
402-Community Education and Prevention	\$ 9,810.00		\$ 9,810.00	\$ 9,810.00	\$ 6,335.61	\$ 3,474.39	64.58%	
4. Prepetition Screening/Hearing	\$ 57,338.00	\$ 20,000.00	\$ 77,338.00	\$ 77,338.00	\$ 71,085.63	\$ 6,252.37	91.97%	
409 - Prepetition Screening/Hearing	\$ 57,338.00		\$ 57,338.00	\$ 77,338.00	\$ 71,085.63	\$ 6,252.37	91.92%	
5. Client Access Transportation	\$ 7,200.00	\$ (500.00)	\$ 6,700.00	\$ 6,700.00	\$ 5,064.83	\$ 1,635.17	75.59%	
416 - Transportation	\$ 7,200.00		\$ 7,200.00	\$ 6,700.00	\$ 5,064.83	\$ 1,635.17	75.59%	
6. Flexible Funding - LAC	\$ 4,060.00		\$ 4,060.00	\$ 4,050.00	\$ 2,736.00	\$ 1,314.00	67.56%	
7. Flexible Funding Counties	\$ 18,810.00	\$ (5,000.00)	\$ 13,810.00	\$ 13,810.00	\$ 1,685.68	\$ 12,124.32	12.21%	
418 - Client Flex Funds	\$ 22,860.00		\$ 22,860.00	\$ 17,860.00	\$ 4,421.68	\$ 13,438.32	24.76%	
8. Douglas Co Socialization/Drop In Center	\$ 16,262.76		\$ 16,262.76	\$ 15,262.76	\$ 14,970.38	\$ 1,292.38	92.05%	
9. Grant Co Mental Health Club	\$ 3,600.00	\$ (1,800.00)	\$ 1,800.00	\$ 1,800.00	\$ 2.25	\$ 1,797.75	0.13%	
10. Pope Co F.U.N. Bunch	\$ 11,098.76		\$ 11,098.76	\$ 11,098.76	\$ 8,349.38	\$ 2,749.38	75.23%	
11. Pope Co Drop In Center (Community Partners)	\$ 22,776.45		\$ 22,776.45	\$ 22,776.45	\$ 23,235.47	\$ (459.02)	102.02%	
12. Stevens Co Drop In Center/Socialization	\$ 34,882.64		\$ 34,882.64	\$ 34,882.64	\$ 36,406.05	\$ (1,523.41)	104.37%	
13. Traverse Co Socialization	\$ 9,832.75		\$ 9,832.75	\$ 9,832.75	\$ 3,576.36	\$ 6,256.39	36.37%	
14. Incentive Program - PCS managed	\$ 2,430.00		\$ 2,430.00	\$ 2,430.00	\$ 1,608.00	\$ 822.00	66.17%	
15. Warm Line	\$ 13,800.54		\$ 13,800.54	\$ 13,800.54	\$ 15,067.54	\$ (1,267.00)	109.18%	
434- Other CSP	\$ 114,688.90		\$ 112,883.90	\$ 112,883.90	\$ 103,215.43	\$ 9,668.47	91.44%	
16. Douglas County Employment	\$ 16,744.50	\$ (9,500.00)	\$ 7,244.50	\$ 7,244.50	\$ 4,498.60	\$ 2,746.00	62.10%	
17. PCS Supportive Employment (Gr, Pope, St, Tr)	\$ 42,680.02		\$ 42,680.02	\$ 42,680.02	\$ 32,324.77	\$ 10,355.25	75.74%	
437 - Supported Employment	\$ 59,424.52		\$ 49,924.52	\$ 49,924.52	\$ 36,823.27	\$ 13,101.25	73.76%	
18. County Transitional Housing	\$ 18,810.00	\$ 8,800.00	\$ 27,610.00	\$ 27,610.00	\$ 19,897.00	\$ 7,713.00	72.06%	
19. R4 Housing Project #1, Project #2	\$ 150,000.00		\$ 150,000.00	\$ 150,000.00	\$ 155,000.00	\$ (5,000.00)	103.33%	
20. Deposit Assistance	\$ 5,000.00		\$ 5,000.00	\$ 5,000.00	\$ -	\$ 5,000.00	0.00%	
443 - Housing Assistance	\$ 173,810.00		\$ 182,610.00	\$ 182,610.00	\$ 174,897.00	\$ 7,713.00	95.78%	
21. Intensive Community Rehabilitative Services	\$ 100,000.00		\$ 100,000.00	\$ 100,000.00	\$ 110,894.56	\$ (10,894.56)	110.89%	
22. Intensive ARMS Services	\$ 4,500.00	\$ (500.00)	\$ 4,000.00	\$ 4,000.00	\$ 260.20	\$ 3,739.80	6.51%	
23. CONVERSATIONS	\$ 27,000.00		\$ 27,000.00	\$ 27,000.00	\$ 25,270.08	\$ 1,729.92	93.59%	
446 - Basic Living/Social Skills/Comm Intervention	\$ 131,500.00		\$ 131,000.00	\$ 131,000.00	\$ 136,424.84	\$ (5,424.84)	104.14%	
24. D.B.T. Service	\$ 5,400.00	\$ (2,000.00)	\$ 3,400.00	\$ 3,400.00	\$ (334.76)	\$ 3,734.76	-9.85%	
25. LMHC Supervision	\$ 14,040.00		\$ 14,040.00	\$ 14,040.00	\$ 14,040.00	\$ -	100.00%	
452 - Adult Outpatient Psychotherapy	\$ 19,440.00		\$ 17,440.00	\$ 17,440.00	\$ 13,705.24	\$ 3,734.76	78.59%	
26. Nursing Support	\$ 3,600.00		\$ 3,600.00	\$ 3,600.00	\$ 2,949.00	\$ 651.00	81.92%	
Totals				\$	\$	\$	\$	
Changes				\$	\$	\$	\$	
2013 Budget				\$	\$	\$	\$	
Revised Budget				\$	\$	\$	\$	
YTD Expense				\$	\$	\$	\$	
Unpaid Balance				\$	\$	\$	\$	
Subtotal				\$	\$	\$	\$	
Per Cent of Budget								

	2013 Budget	Changes	Revised Budget	Subtotals	YTD Expense	Unpaid Balance	% Spent
435- Outpatient Medication Management	\$ 3,600.00			\$ 3,600.00	\$ 2,949.00	\$ 651.00	81.92%
27. Intensive Residential Treatment - Program	\$ 26,200.00	\$ (12,500.00)	\$ 13,700.00		\$ 3,679.61	\$ 10,020.39	26.86%
28. Intensive Residential Treatment - Room/Board	\$ 3,500.00	\$ 3,500.00	\$ 7,000.00		\$ 3,025.32	\$ 3,974.68	43.22%
474 - Adult Residential Treatment	\$ 29,700.00		\$ 29,700.00	\$ 20,700.00	\$ 6,704.93	\$ 13,995.07	32.39%
29. ICRS TCM	\$ 20,000.00		\$ 20,000.00		\$ 31,200.00	\$ 20,000.00	156.00%
491-Adult Rule 79 Case Management	\$ 20,000.00		\$ 20,000.00	\$ 20,000.00		\$ 20,000.00	
30. Administrator budget	\$ 69,923.58	\$ 3,800.00	\$ 73,723.58		\$ 98,309.39	\$ (24,585.81)	133.35%
31. Attorney costs	\$ 3,600.00		\$ 3,600.00		\$ 8,341.00	\$ (4,741.00)	231.69%
32. Governing Board Expenses	\$ 3,800.00	\$ (3,800.00)	\$ -		\$ -		
33. Payroll Processing	\$ 1,500.00		\$ 1,500.00		\$ -	\$ 1,500.00	0.00%
34. Audit	\$ 2,400.00		\$ 2,400.00		\$ -	\$ 2,400.00	0.00%
35. Fiscal Host	\$ 20,000.00		\$ 20,000.00		\$ 31,232.96	\$ (11,232.96)	156.16%
Total Administration for basic grant	\$ 107,223.58		\$ 107,223.58	\$ 101,223.58	\$ 137,883.35	\$ (36,659.77)	136.22%
TOTALS: GENERAL GRANT	\$ 750,590.00	\$ -	\$ 751,090.00	\$ 751,090.00	\$ 730,710.81	\$ 51,579.19	97.29%
CRISIS SERVICES GRANT							
36. Crisis Stabilization Beds - Program	\$ 6,000.00		\$ 6,000.00		\$ -	\$ 6,000.00	0.00%
37. Crisis Stabilization Beds - GRH	\$ 1,200.00		\$ 1,200.00		\$ -	\$ 1,200.00	0.00%
436 - Adult Residential Crisis Stabilization	\$ 7,200.00		\$ 7,200.00	\$ 7,200.00	\$ -	\$ 7,200.00	0.00%
38. Crisis Assessment and Intervention - Team expense	\$ 215,000.00		\$ 215,000.00		\$ 220,939.16	\$ (5,939.16)	102.76%
431 - Adult Mobile Crisis Services	\$ 215,000.00		\$ 215,000.00	\$ 215,000.00	\$ 220,939.16	\$ (5,939.16)	102.76%
39. Crisis Manager budget	\$ 91,736.00		\$ 91,736.00		\$ 77,378.25	\$ 14,357.75	84.35%
40. Administrator budget	\$ -		\$ -		\$ -	\$ -	
41. Attorney costs	\$ -		\$ -		\$ -	\$ -	
42. Payroll Processing	\$ -		\$ -		\$ -	\$ -	
43. Audit	\$ -		\$ -		\$ -	\$ -	
44. Fiscal Host	\$ 20,000.00		\$ 20,000.00		\$ 9,340.46	\$ 10,659.54	46.70%
Total R4 staff and support for crisis grant	\$ 111,736.00		\$ 111,736.00	\$ 111,736.00	\$ 86,718.71	\$ 25,017.29	77.61%
TOTALS: CRISIS SERVICES GRANT	\$ 333,936.00		\$ 333,936.00	\$ 333,936.00	\$ 307,657.87	\$ 28,278.13	92.13%
REVENUES	\$ 1,084,526.00		\$ 1,085,026.00		\$ 1,038,368.68	\$ 77,857.32	95.70%
ADULT MH INITIATIVE - GENERAL	\$ 750,590.00		\$ 750,590.00				
CRISIS SERVICES GRANT	\$ 300,936.00		\$ 300,936.00				
TOTAL DHS ADULT MH GRANT AWARD	\$ 1,047,725.00		\$ 1,047,725.00			\$ 8,760.00	99.16%
CRISIS SERVICES EARNED INCOME	\$ 33,000.00		\$ 33,000.00		\$ 43,476.77	\$ (10,476.77)	131.75%
TOTAL PROJECTED REVENUES	\$ 1,080,725.00		\$ 1,080,725.00		\$ 1,082,618.13	\$ (1,893.13)	100.18%

Receipts as of
12/31/2013

DHS GRANT AWARD
CRISIS SERVICES BILLINGS
CRISIS DEDUCTIBLES/CO-PAYS
TOTAL REVENUES

CONVERSATIONS

January 14, 2014

LEFT SIDE

REPORTS – BUFF

1. Administrators Report
2. Adult Crisis Response Program Qtr 4, Yearly
3. ICRS Program Qtr 4
4. Pre-Petition Screening Program
5. Grant County Transitional Housing Qtr 3
6. Grant County Transportation Qtr 4
7. Stevens County Drop In Center, Transitional Housing, Flex Qtr 4
8. Pope County Drop In Center Qtr 4
9. Pope County Fun Bunch Qtr 4
10. PCS Supported Employment Qtr 4
11. Pope County Transitional Housing and Flex Funds Qtr 4
12. Pope County Transportation and LAC Flex Qtr 4
13. Douglas County Employment Qtr 4
14. Douglas County Transitional Housing Qtr 4
15. Douglas County Socialization/Drop In Center Qtr 4
16. LMHC Clinical Supervision Qtr 4
17. Traverse County Flex and Transitional Housing Qtr 4
18. Traverse County Support Group Qtr 4
19. Douglas County Housing Projects 1 and 2 Qtr 4
20. Douglas County Security Deposit Program Qtr 4
21. Region 4 South/PCS Incentive Program Qtr 4

RIGHT SIDE

DAILY AGENDA: WHITE

FINANCIAL STATEMENTS: BLUE

1. For period ending December 31, 2013

APPLICATIONS/PROPOSALS (ACTION NEEDED): PINK

INFORMATIONAL HANDOUTS: GREEN

CONVERSATIONS: YELLOW



REGION 4 SOUTH

**ADMINISTRATORS REPORT
January 14, 2014**

1. Yearly consumer ROI's are due. Please complete a ROI if you would like to give permission to be noted as a consumer in notes and any documents presented for Conversations.
2. Thanks to those who got their bills turned in on time. Some big bills were not turned in before the cut off so will be deducted from 2014 so the goal for next year is to have all bills turned in on time.
3. Remember there is no Conversations meeting next month, we will meet again in March 2014.
4. Reminder that you will not be receiving checks this month as you received the stipend for Decembers Conversation meeting last month.
5. Please double check your address and contact information to make sure it's accurate.

Kesha Anderson LMFT

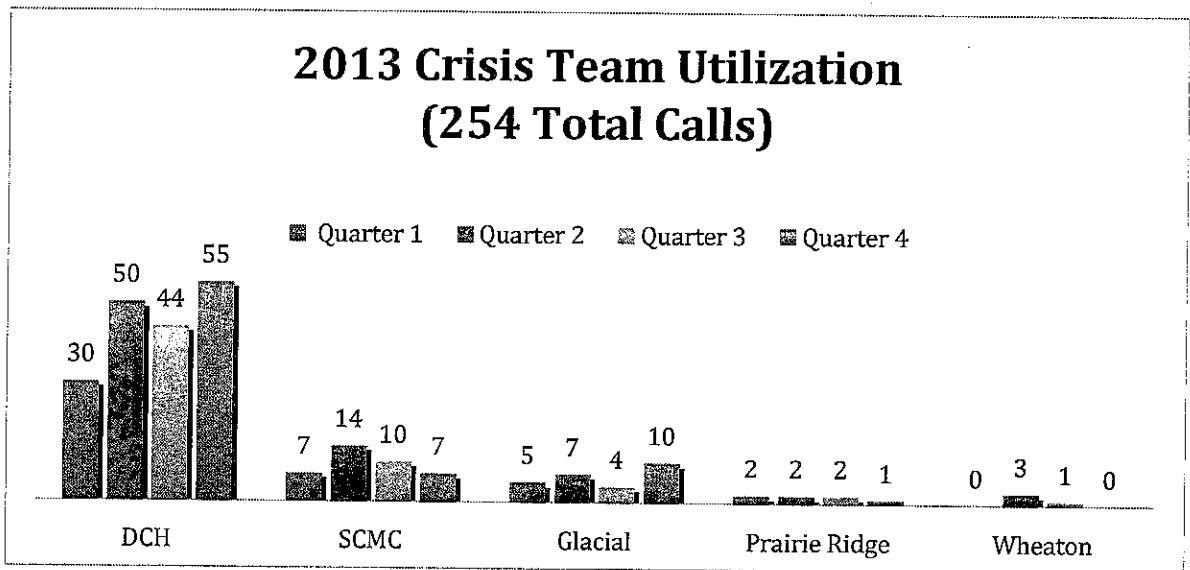

Phone: 218-685-8230 Fax: 218-685-6414

Kesha.anderson@r4south.org

Region 4 South Mental Health Crisis Team

1103 Broadway Ste 101 Alexandria, MN 56308

Phone: 320-335-5100 Fax: 320-335-5115



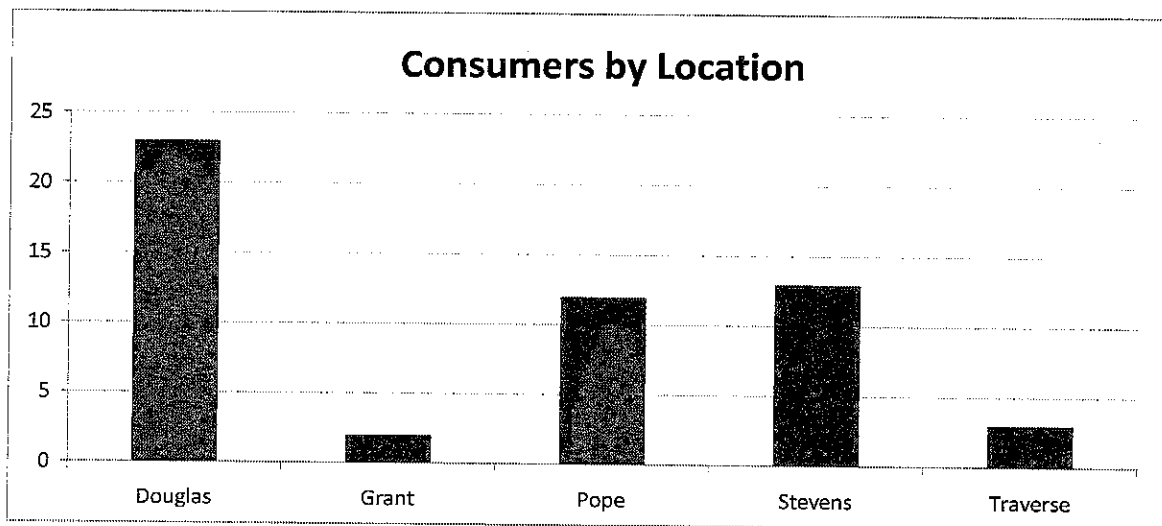
Heather Danner, LSW
 ICRS / Crisis Program Manager
 320-335-5100 - Office
 320-815-4516 - Cell
heather.danner@r4south.org

Region 4 South Mental Health ICRS Team

1103 Broadway Ste 101 Alexandria, MN 56308
Phone: 320-335-5100 Fax: 320-335-5115

Region 4 South Adult Mental Health Consortium Intensive Community Rehabilitation Services 2013 4th Quarter

	<u>Admissions</u>	<u>Discharges</u>	<u>Total Clients</u>
Oct 2013	0	0	45
Nov 2013	4	0	49
Dec 2013	5	1	53



	<u>Admissions</u>	<u>Discharges</u>	<u>Total Clients Served</u>
2013 Yr Stats	18	16	69

Heather Danner, LSW
ICRS / Crisis Program Manager
320-335-5100 - Office
320-815-4516 - Cell
heather.danner@r4south.org

2013 Grant County Transitional Housing Activity

YTD Total
Clients Served

16

Beginning Fund Balance

\$2,648.74

YTD Total
Expense

\$3,080.17

Remaining
Balance

-\$431.43

January - March 2013

Clients Served	1
Payments:	
Description	Amount
Medical	
Housing - Rent	
Utilities	\$ 177.19
Transportation	
Car Repairs	
Subtotals 1Q13	\$ 177.19

April - June 2013

Clients Served	3
Payments:	
Description	Amount
Medical	
Housing - Rent	\$ 359.00
Utilities	\$ 78.45
Phone	
Car Repairs	
Miscellaneous	\$ 34.07
Subtotals 2Q13	\$ 471.52

July - September 2013

Clients Served	7
Payments:	
Description	Amount
Medical	
Housing - Rent	\$ 470.00
Utilities	\$ 930.44
Transportation	
Miscellaneous	
Subtotals 3Q13	\$ 1,400.44

October - December 2013

Clients Served	5
Payments:	
Description	Amount
Medical	
Housing - Rent	\$ 76.00
Utilities	\$ 955.02
Transportation	
Car Repairs	
Miscellaneous	
Subtotals 4Q13	\$ 1,031.02

Ben
Transitional Housing Activity
 thru 12/31/13
Loren

Grant County MH Transportation, 2013

1/15/2013	13.60	310.44	
1/15/2013	205.35	105.09	
2/19/2013	17.00	88.09	
2/19/2013	92.00	-3.91	
3/19/2013	13.60	-17.51	
4/16/2013	23.80	-41.31	
5/21/2013	20.40	-61.71	
6/18/2013	23.80	-85.51	
6/18/2013	136.59	-222.10	
7/12/2013	12.75	-234.85	
7/16/2013	23.80	-258.65	
7/16/2013	200.00	-458.65	
7/16/2013	79.00	-537.65	
8/8/2013	2000.00	1462.35	(Deposit receipted into Social Welfare Fund)
8/20/2013	27.20	1435.15	
8/20/2013	40.00	1395.15	
9/17/2013	20.40	1374.75	
9/17/2013	26.00	1348.75	
10/15/2013	23.80	1324.95	
10/15/2013	68.93	1256.02	
11/19/2013	27.20	1228.82	
11/19/2013	26.00	1202.82	
11/19/2013	10.00	1192.82	
12/17/2013	95.00	1097.82	(Beginning 12/17/13 adult MH transportation Pd. Out of Social Welfare fund)
12/17/2013	26.00	1071.82	
12/17/2013	35.63	1036.19	
12/17/2013	10.00	1026.19	
12/17/2013	7.01	1019.18	
12/17/2013	171.73	847.45	
12/17/2013	20.40	827.05	

STEVENS COUNTY ADULT MENTAL HEALTH DROP-IN CENTER, INC
Quarterly report to Region 4 South Adult Mental Health Consortium

Fourth Quarter 2013

The Drop-In Center saw a decrease in visitors this quarter. This was partly due to the fact that we were closed for 2 days for both the Thanksgiving and Christmas holidays. We have also had to close for several days due to the extremely cold weather and the fact that the water pipes froze. People are still utilizing the Center and we have had quite a number of new visitors both at the Center and at our social outings. The Halloween party in October brought 24 people to the Center including one new person. We added 2 unduplicated visitors this quarter which is great to see. We are planning new activities for 2014 which will be happening at the Center!

Fourth quarter 2013 statistics are:

Third Quarter

July-- 230
August -- 276
September-- 229

Total visits - 735
Total unduplicated - 58

Fourth Quarter

October--258
November--214
December--179

Total visits - 651
Total unduplicated - 60

As always, we thank the Consortium for their support of our Center!

Deb Stark
Coordinator

Stevens County
4th Quarter 2013

Transitional Housing

Rent	\$500.00
Moving Expense	\$ 26.88
Respite	\$300.00
TOTAL	\$826.88

Flexible Spending
\$0

**Western Community Partners Drop-In-Center
Usage Statistics
fourth quarter 2013
October, November, December**

We were open 67 days in the fourth quarter

Total Consumers, Providers and Others	Consumers 448	Providers 49	Others 95	Unduplicated 43
no. of visits 592	avg.6.7/day	avg..7/day	avg.1.4/day	
daily average 8.84				

Our goals for 2013 included reaching an unduplicated number of 55 consumers and having an average of 10 consumers use the Center each day. We exceeded our goal earlier this year, but now our numbers are down in the fourth quarter. I hope it's just the weather. We are however still averaging about 9 people each day.

We are only open one Saturday now each month, at least for the winter months. We are open the second Saturday of the month from 10:00 a.m. to 2:00 p.m. We have a Potluck meal at noon and we can play cards, BINGO or have a movie afterwards.

We are still waiting for the final answer on whether or not Solutions will get the house we picked out. I should have more information at Conversations.

FUN Bunch Quarterly Report Fourth Quarter 2013

Month	Expenditures		Vendor	Participants		
	Lunches	Events etc			Lunches	Outings
Oct	\$72.50		Tom's Food Pride	10/3/2012	9	
		\$147.70	China Buffet			22
		\$456.09	Wages			
		\$112.01	Expenses			
Nov	\$62.26		Pizza Ranch			
	\$5.16		Tom,s			9
		\$219.66	A & W			21
		\$102.00	Cinema 9			17
		\$263.76	Wages			
		\$25.00	Expenses			
Dec	\$112.22		SubWay			15
	\$9.54		Tom's Food Pride			
		\$375.00	Minnewaska House			25
	\$398.39		Wages			
	\$340.45		Expenses			
Totals						
All expenditures:						33
						85

Unduplicated number of consumers this quarter 33
 Unduplicated number of friends, family and staff 13

Total 46

End of 2013 Report We had a total of 46 unduplicated consumers served through the FUN Bunch in 2013. There were 32 times that staff, friends or family of the consumers attended outings. Lunch attendance was a total of 171 consumers with an average of 14.25 persons per lunch. Outings attendance was 262 people with an average of 17.5 at the 15 outings they had in 2013.

Report for PCS Supportive Employment Program:
4th quarter of 2013

Goal of Supportive Employment: Assist adults with SMI or SPMI to find employment and successfully maintain or advance to a better position with the least restrictive level of assistance needed.

Basic Activity Information 2013	This Quarter	Year to Date
Number of unduplicated consumers		
Goal for 2013 is 35 consumers with ½ in competitive employment		
1. Job Coaching	5	7
2. Coordination of Natural Supports	2	5
3. Supportive Counseling	15	22
4. Coordination of Support Services	2	8
5. Job Dev/ Job placement/ Job Club	3	11
6. Training in Independent Living Skills	8	14
7. Other Services	17	25
8. Employability Staff Travel	17	24

*all employment is at minimum wage or above

Outcomes 2013	This Quarter	Year to Date
Number of unduplicated people in the program	17	25
Goal for 2013 – 35 individuals		
1. Independent living skills training—including social		
Survival skills, self-advocacy skills, money management	8	14
Benefit planning,		
2. Job seeking skills training/ job development		
3. Started a new job	3	11
4. Number of new adults in the program	2	9
5. Number of new adults in the program	1	6
6. Number of consumers working	16	23
7. Number in competitive employment	13	18
8. Any discharges:	5	11
Reasons for discharges:		
Discontinued all services	0	1
Working and doing well	2	4
Moved away	2	4
Retired	1	2

Prairie Community Services 2014 Supported Employment Annual report.

Comments on any of the above outcomes:

2013 was a year of great success for the SE program. We served 25 consumers and during the year 23 consumers were working. Of the two that did not work, one was a student and one was admitted in November. We had 18 total competitive jobs and 5 working in a supported situation. We have people working in nursing homes, as home health aides, school bus drivers, Foster Grandparents in a school, cleaning jobs for businesses, at a grocery store, as a bar tender, and in a museum. We also had several going to school and working or working two part time jobs at once. We hope to continue that success into 2014.

TRANSITIONAL HOUSING & Transitional Flex for POPE COUNTY
October-December 2013

Number of Clients Served: 10 unduplicated clients served

Transitional Housing

County
Transitional Flex

10/18/13	housing	265.00	\$5,574.69		0	\$ 825.00
10/18/13	housing	447.88	\$5,126.81		0	\$ 825.00
10/18/13	housing	272.34	\$4,854.47		0	\$ 825.00
10/18/13	housing	59.54	\$4,794.93		0	\$ 825.00
10/18/13	phone card		\$4,794.93		42.74	\$ 782.26
11/22/13	phone card	48.09	\$4,746.84		0	\$ 782.26
11/22/13	phone card	21.38	\$4,725.46		0	\$ 782.26
11/22/13	housing	390.80	\$4,334.66		0	\$ 782.26
11/22/13	respite	1200.00	\$3,134.66		0	\$ 782.26
11/22/13	housing		\$ 3,134.66		160.00	\$ 622.26
12/20/13	housing	112.89	\$3,021.77		0	\$ 622.26
12/20/13	birthcert.	0.00	\$3,021.77		51.50	\$ 570.76
12/20/13	Auto Ins	0.00	\$3,021.77		100.00	\$ 470.76
12/20/13	housing	0.00	\$3,021.77		243.00	\$ 227.76

Total spent: 2817.92

Total spent: 597.24

Transportation Funds-Pope County October-December 2013

10/18/13	Non MA mileage	81.60	1,998.33
11/22/13	Non MA mileage	54.00	1,944.33
11/22/13	Non MA mileage	18.00	1,926.33
11/22/13	gas card	50.00	1,876.33
11/22/13	gas card	50.00	1,826.33
11/22/13	(10) rainbow rider passes	225.00	1,601.33
11/22/13	drivers permit	11.52	1,589.81
11/22/13	tires	200.00	1,389.81
12/20/13	gas	25.00	1,364.81
12/20/13	Non MA mileage	51.60	1,313.21
12/20/13	gas	25.25	1,287.96
12/20/13	auto repair	50.00	1,237.96
12/20/13	gas	25.00	1,212.96
12/20/13	gas	25.25	1,187.71
12/20/13	gas card	50.00	1,137.71
12/20/13	Non MA mileage	30.80	1,106.91
12/20/13	auto repair	173.44	933.47

Total Dollars spent: \$1146.46

Pope County Quarter 4 FLEX FUNDS LAC.

10/18/13	Shelter for pet	94.70	251.69
10/18/13	clothing	65.07	186.62
11/22/13	Birth Certificate	49.00	137.62
11/22/13	RX	1.15	136.47

Total Dollars spent: \$ 209.92

DOUGLAS COUNTY SOCIAL SERVICES

809 Elm Street, Suite 1186
Alexandria, MN 56308-1772

Michael J. Woods, Director

320-762-2302
Fax: 320-762-3833
TDD: 320-762-8151

Date: January 6, 2014
To: Kesha Anderson, Region IV South Initiative Coordinator
From: Deb Sater, DCSS Social Worker
Re: 2013 Fourth quarter/Final report for the employment grant

This report will encompass the months of October 2013 through December 2013. The 2013 client referred in the previous quarter experienced an increase in mental health symptoms and withdrew from the grant.

Billing information received from Rural MNCEP for this quarter is \$451.55. This amount includes \$282.68 in Direct Program Services and \$168.87 in Administration.

Third quarter employment grant cost is \$452.55. Total 2013 expenditure for the grant was \$4,518.91.

After receiving the recommendations from Region IV South regarding the 2014 CEP/CSP/DCSS employment grant request, the agencies involved declined to continue with the grant in 2014.

DOUGLAS COUNTY SOCIAL SERVICES

809 Elm Street, Suite 1186
Alexandria, MN 56308-1772

Michael J. Woods, Director

320-762-2302
Fax: 320-762-3833
TDD: 320-762-8151

TRANSITIONAL HOUSING – DOUGLAS COUNTY

October 2013 – December 2013

Number of Clients Served:	Twelve (Sixteen requests)
Use of Dollars:	
	Housing \$ 2,781.00
	Utilities \$ 357.83
	Medications/Medical copays \$ 230.87
	ID change \$ 12.75
	P.O. Box \$ 39.00
Total Dollars Expended:	\$ 3,421.45
Funding Returned:	\$ 0
Funds Received from R4South	\$ 0
October beginning balance:	\$ 8,335.82
November beginning balance:	\$ 7,830.95
December beginning balance:	\$ 6,376.98
Current fund balance:	\$ 4,914.37

Dollars Expended in 2013: \$11,294.61

Dollars refunded in 2013: \$1,125.91

Total number of clients served in 2013 was forty-two, with fifty-seven requests.

Douglas County Socialization/Drop-In Center Quarterly Report

October 2013 – December 2013

Center supplies and activities			\$ 600.00
Coordinator's wages			1921.74
October activity	49 consumers	6 staff attended	506.38
November activity	26 consumers	3 staff attended	203.67
December activity	85 consumers	14 staff attended	1899.25
Administration 10% fee			378.79
Rainbow Rider passes			225.00
Consumer stipends			75.00
Total spent October 2013 – December 2013			\$5809.83

Attendance total at the Drop-In Center for the month of October was 272 visits. Attendance total at the Drop-In Center for the month of November was 253 visits. Attendance total at the Drop-In Center for the month of December was 209 visits.

Douglas County Socialization/Drop-In Center served 253 unduplicated consumers in the year 2013.

Thank you.

Heidi Corder

Program Director

Diane Barduson

Coordinator

DATE: December 31, 2013

TO: Kesha Anderson, Region IV South

CC: Bill Klein, Site Director, LMHC

FROM: Claudia Liljegren, MSW, LICSW, Laura Gorackowski, MSW, LGSW

RE: Reporting 4th Quarter Results (October 1st through December 31st, 2013), regarding Expectations from Region IV So.

Third Quarter Totals regarding Laura's Gorackowski, LGSW's Number of Total Hours and Number of Total Adult Clients:

- 243 Total Out-patient Therapy Service Hours provided to adults, from Laura Gorackowski, LGSW
- 12 new adult clients and 6 new child clients = 18 new clients

First through Fourth Quarter Totals, combined regarding Laura's Gorackowski, LGSW's Number of Total Hours and Number of Total Adult Clients:

- 1063 Total Out-patient Therapy Services Hours provided to adults, from Laura Gorackowski, including March, 2012 which wasn't counted in the First Quarter
- 123 New Adult Clients

Kesha Anderson

From: Lee Hydeen-Niss [lee.hydeen-niss@co.traverse.mn.us]
Sent: Thursday, January 02, 2014 3:20 PM
To: Kesha Anderson
Subject: Quarterly report
Attachments: support group budget.doc

FLEX FUND:

One request:

Homeless, civilly committed client had no clothing. Needed clothing to reside in community setting-\$200.00

Balance: 95.57

1 unduplicated consumer served

TRANSITIONAL HOUSING:

One request:

Fuel assistance funding had not yet been received by WCCA. Consumer had no fuel left, paid for some fuel:
\$285.00

Balance: #3,904.69

1unduplicated consumer served

December 1, 2013
Region IV South Consortium Housing Report-
January - December - 2013

BRIDGES

January

9 Families assisted; 7 in Douglas County, 2 in Pope County \$2,522.00
 9 Unduplicated

February

10 Families assisted, 8 in Douglas County, 2 in Pope County \$2,992.00
 1 Unduplicated

March

10 Families assisted, 8 in Douglas County, 2 in Pope County \$3,508.00
 0 Unduplicated

April

9 Families assisted, 7 in Douglas County, 2 in Pope County \$2,888.00
 0 Unduplicated

May

10 Families assisted, 7 in Douglas County, 3 in Pope County \$3,150.00
 1 Unduplicated

June

10 Families assisted, 7 in Douglas County, 3 in Pope County \$3,150.00
 0 Unduplicated

July

11 Families assisted, 8 in Douglas County, 3 in Pope County \$3,454.00
 1 Unduplicated

August

9 Families assisted, 6 in Douglas County, 3 in Pope County \$2,707.00
 1 Unduplicated

September

9 Families assisted, 6 in Douglas County, 3 in Pope County \$2,703.00
 0 Unduplicated

October

7 Families assisted, 5 in Douglas County, 2 in Pope County \$2,147.00
 0 Unduplicated

November

6 Families assisted, 4 in Douglas County, 2 in Pope County \$1,929.00
 0 Unduplicated

December

6 Families assisted, 4 in Douglas County, 2 in Pope County \$2,150.00
 1 Unduplicated

YTD TOTALS

Security Deposit

\$ -0-

Admin Fee

\$ 4,770.00

Rent	\$ 30,858.00
Total Expenditures 2013	\$ 35,628.00

Consortium – Project #1

January

25 Families assisted; 21 in Douglas County, 4 in Pope County	\$6,881.00
25 Unduplicated	

February

25 Families assisted, 20 in Douglas County, 5 in Pope County	\$7,130.00
1 Unduplicated	

March

25 Families assisted, 20 in Douglas County, 5 in Pope County	\$7,326.00
0 Unduplicated	

April

24 Families assisted, 19 in Douglas County, 5 in Pope County	\$6,672.00
0 Unduplicated	

May

23 Families assisted, 17 in Douglas County, 6 in Pope County	\$6,540.00
0 Unduplicated	

June

20 Families assisted, 15 in Douglas County, 5 in Pope County	\$5,946.00
0 Unduplicated	

July

20 Families assisted, 15 in Douglas County, 5 in Pope County	\$5,865.00
0 Unduplicated	

August

20 Families assisted, 15 in Douglas County, 5 in Pope County	\$5,840.00
0 Unduplicated	

September

21 Families assisted, 17 in Douglas County, 4 in Pope County	\$6,133.00
3 Unduplicated	

October

24 Families assisted, 20 in Douglas County, 4 in Pope County	\$7,808.00
3 Unduplicated	

November

25 Families assisted, 20 in Douglas County, 5 in Pope County	\$8,319.00
1 Unduplicated	

December

24 Families assisted, 19 in Douglas County, 5 in Pope County	\$8,189.00
0 Unduplicated	

YTD TOTAL

Security Deposit	\$ -0-
Admin Fee	\$ 12,420.00
Rent	\$ 82,658.00
Total Expenditures 2013	\$ 95,078.00

Consortium – Project #2

January

13 Families assisted, 10 in Douglas County, 3 in Pope County
13 unduplicated \$3,459.00

February

13 Families assisted, 10 in Douglas County, 3 in Pope County
1 unduplicated \$4,152.00

March

12 Families assisted, 10 in Douglas County, 2 in Pope County
0 Unduplicated \$3,942.00

April

13 Families assisted, 10 in Douglas County, 3 in Pope County
1 Unduplicated \$4,056.00

May

13 Families assisted, 7 in Douglas County, 6 in Pope County
1 Unduplicated \$4,398.00

June

13 Families assisted, 7 in Douglas County, 6 in Pope County
0 Unduplicated \$3,984.00

July

14 Families assisted, 8 in Douglas County, 6 in Pope County
1 Unduplicated \$4,510.00

August

13 Families assisted, 7 in Douglas County, 6 in Pope County
0 Unduplicated \$4,044.00

September

13 Families assisted, 7 in Douglas County, 6 in Pope County
1 Unduplicated \$4,175.00

October

13 Families assisted, 7 in Douglas County, 6 in Pope County
0 Unduplicated \$4,863.00

November

12 Families assisted, 7 in Douglas County, 5 in Pope County
1 Unduplicated \$3,834.00

December

10 Families assisted, 5 in Douglas County, 5 in Pope County
0 Unduplicated \$3,292.00

YTD TOTALS

Admin Fee \$ 6,885.00

Rent \$ 48,124.00

Total Expenditures 2013 \$ 55,009.00

Section 8 Waiting List

Douglas & Pope Counties 483
Stevens & Traverse Counties (est) 32
Grant County (est) 8

Bridges/Bridges "Like" Waiting List

14 on waiting list
5 applications in process

Approved

Budget

\$90,000

\$60,000

Project #1	Balance	Project #2	Balance
January	\$8006 \$81,994	January	\$4044 \$56,956
February	\$8255 \$73,739	February	\$4737 \$51,219
March	\$8451 \$65,288	March	\$4482 \$46,737
April	\$7752 \$57,536	April	\$4641 \$42,096
May	\$7575 \$49,961	May	\$4983 \$37,113
June	\$6846 \$43,115	June	\$4569 \$32,544
July	\$6765 \$36,350	July	\$5140 \$27,404
August	\$6749 \$29,601	August	\$4629 \$22,775
Sept	\$7078 \$22,523	Sept	\$4760 \$18,015
Oct	\$8888 \$13,635	Oct	\$4863 \$13,152
Nov	\$9444 \$ 4,191	Nov	\$4,374 \$ 8,778
Dec	\$9269 <\$ 5,078>	Dec	\$3,742 \$ 5,036

34 Unduplicated

19 Unduplicated

53 total unduplicated households received rental assistance in 2013 because of the Consortium. We went over budget by \$42 which Douglas County HRA covered.

CONSORTIUM

SECURITY AND UTILITY DEPOSIT PROGRAM

2013

Balance Forward	(2012)		\$1,591.00
January	Lincoln Square Townhomes	\$150	\$1,441.00
	Jim Turpro	\$150	\$1,291.00
	From Consortium +	\$5,000	\$6,291.00
	Viking Towers	\$150	\$6,141.00
	Birchwood Apartments	\$150	\$5,991.00
	Glenview Apartments	\$150	\$5,841.00
	Nordic Meadows Apts.	\$150	\$5,691.00
	Widmark's LLC	\$150	\$5,541.00
February	Vikingland Management	\$150	\$5,391.00
	Alexandria Light & Power	\$150	\$5,241.00
	Viking Towers	\$150	\$5,091.00
	Landlord Return +	\$ 76	\$5,167.00
	Gerald Hoffman	\$150	\$5,017.00
March	Jane Dvorsak	\$150	\$4,867.00
	Erickson Apartments	\$150	\$4,717.00
April	Danzel Investments, Inc	\$ 50	\$4,667.00
	Ronald Stahlberg	\$150	\$4,517.00
	Ronald Stahlberg	\$150	\$4,367.00
	Shavic Properties LLLC	\$150	\$4,217.00
May	Glenhaven Manor	\$150	\$4,067.00
	Dahlheimer Properties	\$150	\$3,917.00
	Runestone Apts LLC	\$150	\$3,767.00
	Harold Keil	\$150	\$3,617.00
	Charles Walker	\$150	\$3,467.00
	Park South Apartments	\$150	\$3,317.00
	Lincoln Estates	\$150	\$3,167.00
	Michael Dinsmore	\$150	\$3,017.00
	Kleinman Realty Company	\$150	\$2,867.00
	Chris Odio	\$150	\$2,717.00
	Maple Ridge Manor	\$ 28	\$2,689.00
	Earl O. Anderson	\$150	\$2,539.00
June	Dahlheimer Properties	\$150	\$2,389.00
	Scott Quitmeyer	\$150	\$2,239.00
	Landlord Return +	\$150	\$2,389.00
	North Star Management	\$150	\$2,239.00
July	Mike Swartz	\$150	\$2,089.00
	Robert Kuhlman	\$150	\$1,939.00
	Glenview Apartments	\$150	\$1,789.00
	Tenant Return +	\$150	\$1,939.00
	Alexandria Light & Power	\$150	\$1,789.00
August	Landlord Return+	\$150	\$1,939.00
	Viking Tower	\$150	\$1,789.00
	Viking Tower	\$150	\$1,639.00
	Landlord Return +	\$150	\$1,789.00
	Michael Dinsmore	\$150	\$1,639.00
September	Utility Company Return +	\$150	\$1,763.00
	Evergreen II, LLC	\$150	\$1,639.00
	Town Square Apartments	\$150	\$1,483.00
	Erickson Apartments	\$150	\$1,333.00
	Dahlheimer Properties	\$150	\$1,183.00
	D.W. Management Inc	\$150	\$1,033.00
October	Ingvoid Barnes	\$150	\$ 883.00
	Douglas County HRA ADMIN FEE	\$500	\$ 383.00
	Little River Properties, LLC	\$150	\$ 233.00
November	DW Jones, Inc	\$150	\$ 83.00
December	Alexandria Light & Power	\$ 63	\$ 0.00

47 Unduplicated Households Served YTD

Kesha Anderson

From: Michele Bankord [MBankord@pcs.sfhs.org]
Sent: Monday, January 06, 2014 2:52 PM
To: Kesha Anderson
Subject: Incentive Program 2013 Update

Region IV South
 AMHI
 RE: Incentive
 Program
 Dec 13

Beginning Balance		Incentives	Unduplicated Consumers	Duplicated	Progress Follow through
	\$2,430				
January-13	200	Alexandria Chamber bucks	1	0	Able to Master Goal
June-13	\$100	Alexandria Chamber bucks	1		Improvement but slow
June-13	\$100	Alexandria Chamber bucks	1		Improvement but slow
June-13	\$78	Morris Area Chamber bucks	1		Great Improvement
July-13	\$130	Wal-Mart	1		Did not send request for update the problems and time it took certificates.
July-13	\$100	Alexandria Chamber bucks	1		Improvement but slow
September-13	\$200	Alexandria Chamber bucks	1		
September-13	\$200	Alexandria Chamber bucks	1		
December-13	\$60	Alexandria Chamber bucks		1	
December	\$100	McDonalds	4		
December	\$50	Hancock Co Op		4	
December	\$100	Buddies, Hancock		4	
December-13	\$500	Shopko Glenwood	4		
\$1,918.00 Total Incentive Dollars Approved So Far.			16		
Report By: Michele Bankord			Unduplicated		
Program Administrator for PCS					